



NATA LIGHTING CO.,LTD.
www.nata.cn
Email:info@nata.com
Tel:+86-750-3770000 Fax:+86 750 3771111
Address:Address:380JinOu Road,GaoXin Zone,Jiang Men City,Guangdong,China

Nata

Client:

LumCAT: 2-2569-L

Luminaire: 92.70.411.00

Report No: 2024906-B009

Ballast type: AC

Test No: 2024906-C009

Voltage(V): 34.330

LampCAT: NICHIA NFCWJ108B-V3

Current(A): 0.563

Lamp flux(lm): 2557.0

Power (W): 19.320

Number of Lamps: 1

PF: 0.000

Length(mm): 0

Width(mm): 0

Phm Type: C

Height(mm): 0

Photometric Results

Lumens(lm): 2308.13, Efficiency(%): 90.27% , Luminous Efficacy(lm/W): 119.47

Central intensity(cd): 3636.891, Maximum intensity(cd): 3636.891

Angle of maximum intensity: C=0.0 γ =0.0

Beam Angle(50%Imax): [C0/180]Total=48.4

[C90/270]Total=48.4

Field angle(10%Imax): [C0/180]Total=73.4

[C90/270]Total=73.4

Maximum s/h(1/2): C0_180=0.75 C90_270=0.75

Maximum s/h(1/4): C0_180=0.76 C90_270=0.76

Up flux rate of lamp(%): 0.00%

Down flux rate of lamp(%): 90.27%

Up flux rate of LUM(%): - -

Down flux rate of LUM(%): 100.00%

CIE Type : Direct lighting

Output flux ratio in π solid angle : 99.138%

Equipment: GMS 1800
Temperature(°C): 25.0

Date: 2024/9/6
Humidity(%): 60.0%

Operator: NT
Distance(m): 7.25

$\gamma(^{\circ})$	Average I(cd)	Zonal F(lm)	Sum F(lm)	Eff Flux(%)	Eff Sum(%)
0.0	3636.891	0.000	0	0.00%	0.00%
1.0	3635.847	3.480	3.48	0.14%	0.15%
2.0	3626.031	10.423	13.903	0.41%	0.60%
3.0	3610.157	17.307	31.209	0.68%	1.35%
4.0	3593.501	24.113	55.322	0.94%	2.40%
5.0	3555.485	30.755	86.077	1.20%	3.73%
6.0	3516.622	37.166	123.243	1.45%	5.34%
7.0	3467.726	43.352	166.594	1.70%	7.22%
8.0	3408.737	49.214	215.808	1.92%	9.35%
9.0	3335.748	54.660	270.468	2.14%	11.72%
10.0	3257.751	59.669	330.137	2.33%	14.30%
11.0	3168.389	64.210	394.347	2.51%	17.09%
12.0	3078.822	68.291	462.638	2.67%	20.04%
13.0	2990.727	72.030	534.669	2.82%	23.16%
14.0	2890.162	75.275	609.944	2.94%	26.43%
15.0	2787.370	77.944	687.887	3.05%	29.80%
16.0	2692.507	80.296	768.183	3.14%	33.28%
17.0	2590.129	82.265	850.448	3.22%	36.85%
18.0	2502.862	83.972	934.42	3.28%	40.48%
19.0	2396.508	85.239	1019.659	3.33%	44.18%
20.0	2284.110	85.668	1105.327	3.35%	47.89%
21.0	2180.884	85.737	1191.064	3.35%	51.60%
22.0	2067.579	85.375	1276.439	3.34%	55.30%
23.0	1955.798	84.421	1360.86	3.30%	58.96%
24.0	1835.719	82.896	1443.756	3.24%	62.55%
25.0	1728.130	81.034	1524.79	3.17%	66.06%
26.0	1596.987	78.490	1603.28	3.07%	69.46%
27.0	1466.704	74.954	1678.234	2.93%	72.71%
28.0	1342.269	71.117	1749.351	2.78%	75.79%
29.0	1224.266	67.148	1816.499	2.63%	78.70%
30.0	1072.558	62.014	1878.513	2.43%	81.39%
31.0	968.733	56.806	1935.319	2.22%	83.85%
32.0	844.436	51.945	1987.264	2.03%	86.10%
33.0	722.518	46.163	2033.427	1.81%	88.10%
34.0	607.668	40.255	2073.683	1.57%	89.84%
35.0	502.143	34.467	2108.149	1.35%	91.34%
36.0	413.844	29.165	2137.314	1.14%	92.60%
37.0	342.918	24.681	2161.996	0.97%	93.67%

$\gamma(^{\circ})$	Average I(cd)	Zonal F(lm)	Sum F(lm)	Eff Flux(%)	Eff Sum(%)
38.0	288.378	21.072	2183.068	0.82%	94.58%
39.0	217.786	17.277	2200.344	0.68%	95.33%
40.0	179.087	13.842	2214.186	0.54%	95.93%
41.0	141.012	11.399	2225.584	0.45%	96.42%
42.0	105.513	8.957	2234.541	0.35%	96.81%
43.0	85.243	7.066	2241.607	0.28%	97.12%
44.0	68.817	5.815	2247.422	0.23%	97.37%
45.0	58.890	4.908	2252.33	0.19%	97.58%
46.0	50.499	4.278	2256.608	0.17%	97.77%
47.0	43.995	3.758	2260.366	0.15%	97.93%
48.0	38.824	3.348	2263.714	0.13%	98.08%
49.0	34.593	3.015	2266.729	0.12%	98.21%
50.0	31.038	2.736	2269.465	0.11%	98.32%
51.0	28.088	2.502	2271.967	0.10%	98.43%
52.0	25.710	2.309	2274.275	0.09%	98.53%
53.0	23.482	2.140	2276.415	0.08%	98.63%
54.0	21.958	2.003	2278.418	0.08%	98.71%
55.0	20.158	1.880	2280.298	0.07%	98.79%
56.0	18.785	1.760	2282.058	0.07%	98.87%
57.0	17.746	1.670	2283.728	0.07%	98.94%
58.0	16.518	1.584	2285.313	0.06%	99.01%
59.0	15.611	1.502	2286.815	0.06%	99.08%
60.0	14.724	1.433	2288.248	0.06%	99.14%
61.0	13.922	1.367	2289.615	0.05%	99.20%
62.0	13.154	1.305	2290.919	0.05%	99.25%
63.0	12.431	1.244	2292.164	0.05%	99.31%
64.0	11.846	1.191	2293.355	0.05%	99.36%
65.0	11.176	1.139	2294.494	0.04%	99.41%
66.0	10.683	1.091	2295.585	0.04%	99.46%
67.0	10.099	1.045	2296.63	0.04%	99.50%
68.0	9.520	0.994	2297.624	0.04%	99.54%
69.0	8.995	0.945	2298.568	0.04%	99.59%
70.0	8.436	0.895	2299.464	0.04%	99.62%
71.0	7.917	0.845	2300.309	0.03%	99.66%
72.0	7.365	0.795	2301.104	0.03%	99.70%
73.0	6.919	0.747	2301.85	0.03%	99.73%
74.0	6.432	0.702	2302.552	0.03%	99.76%
75.0	6.018	0.658	2303.21	0.03%	99.79%

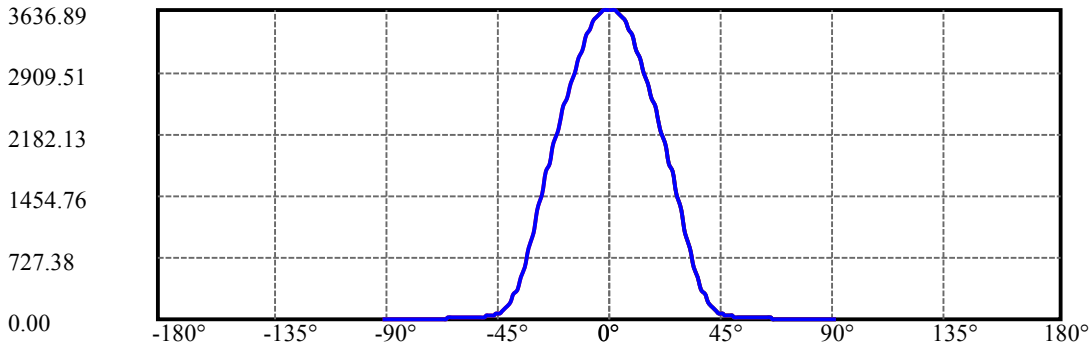
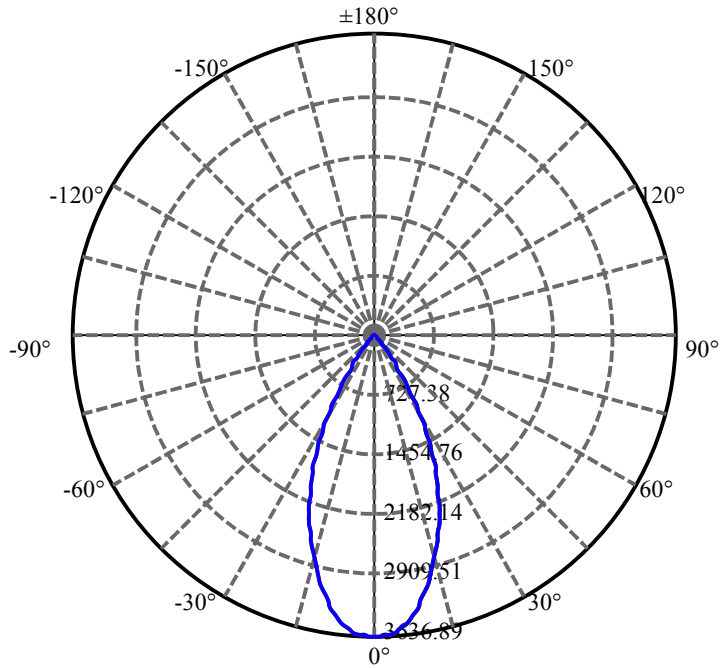
$\gamma(^{\circ})$	Average I(cd)	Zonal F(lm)	Sum F(lm)	Eff Flux(%)	Eff Sum(%)
76.0	5.506	0.612	2303.822	0.02%	99.81%
77.0	5.085	0.565	2304.387	0.02%	99.84%
78.0	4.678	0.523	2304.909	0.02%	99.86%
79.0	4.212	0.478	2305.387	0.02%	99.88%
80.0	3.824	0.433	2305.82	0.02%	99.90%
81.0	3.443	0.393	2306.213	0.02%	99.92%
82.0	3.035	0.351	2306.564	0.01%	99.93%
83.0	2.694	0.311	2306.876	0.01%	99.95%
84.0	2.326	0.273	2307.149	0.01%	99.96%
85.0	1.984	0.235	2307.385	0.01%	99.97%
86.0	1.715	0.202	2307.587	0.01%	99.98%
87.0	1.445	0.173	2307.76	0.01%	99.98%
88.0	1.216	0.146	2307.906	0.01%	99.99%
89.0	1.005	0.122	2308.027	0.00%	100.00%
90.0	0.920	0.106	2308.133	0.00%	100.00%

ZONAL LUMEN SUMMARY

Zone	Lumens	%Lamp	%Fixt
0-30	1878.51	73.47%	81.39%
0-40	2214.19	86.59%	95.93%
0-60	2288.25	89.49%	99.14%
0-90	2308.03	90.26%	100.00%
0-120	2308.03	90.26%	100.00%
0-180	2308.13	90.27%	100.00%
60-90	19.78	0.77%	0.86%
90-120	0.00	0.00%	0.00%
90-130	0.00	0.00%	0.00%
90-150	0.00	0.00%	0.00%
90-180	0.00	0.00%	0.00%
0-29.48	1846.51	72.21%	80.00%

ZONAL LUMEN SUMMARY

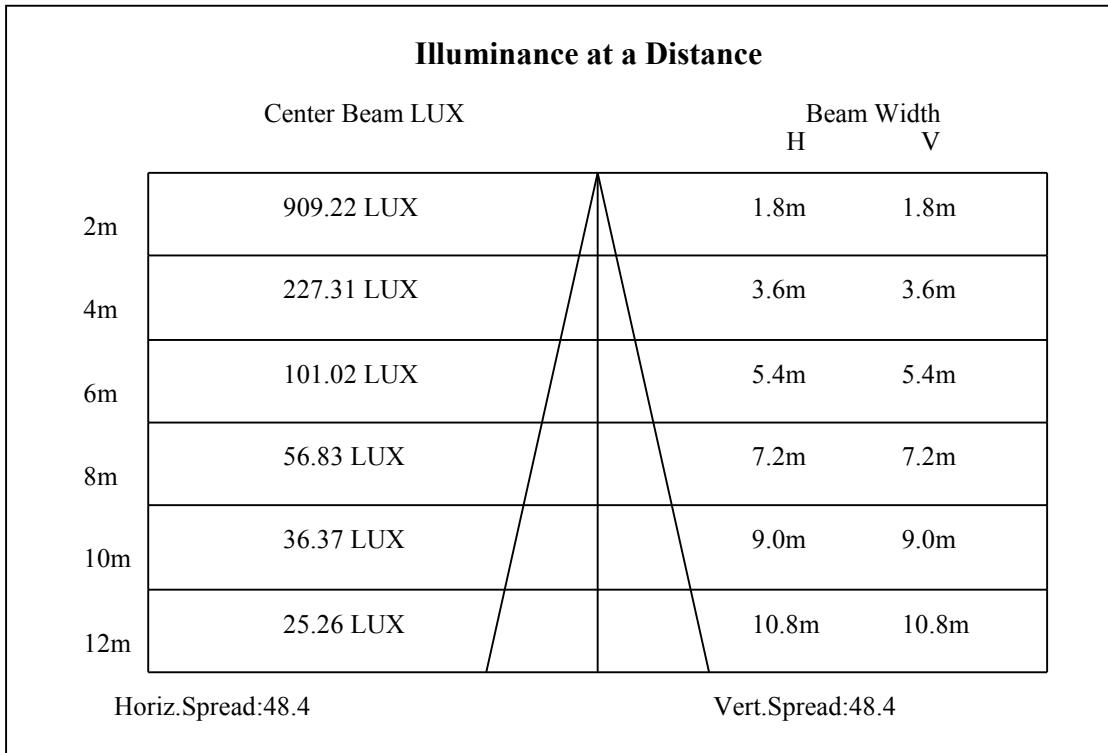
0-10	330.14
10-20	775.19
20-30	773.19
30-40	335.67
40-50	55.28
50-60	18.78
60-70	11.22
70-80	6.36
80-90	2.21
90-100	0.00
100-110	0.00
110-120	0.00
120-130	0.00
130-140	0.00
140-150	0.00
150-160	0.00
160-170	0.00
170-180	0.00

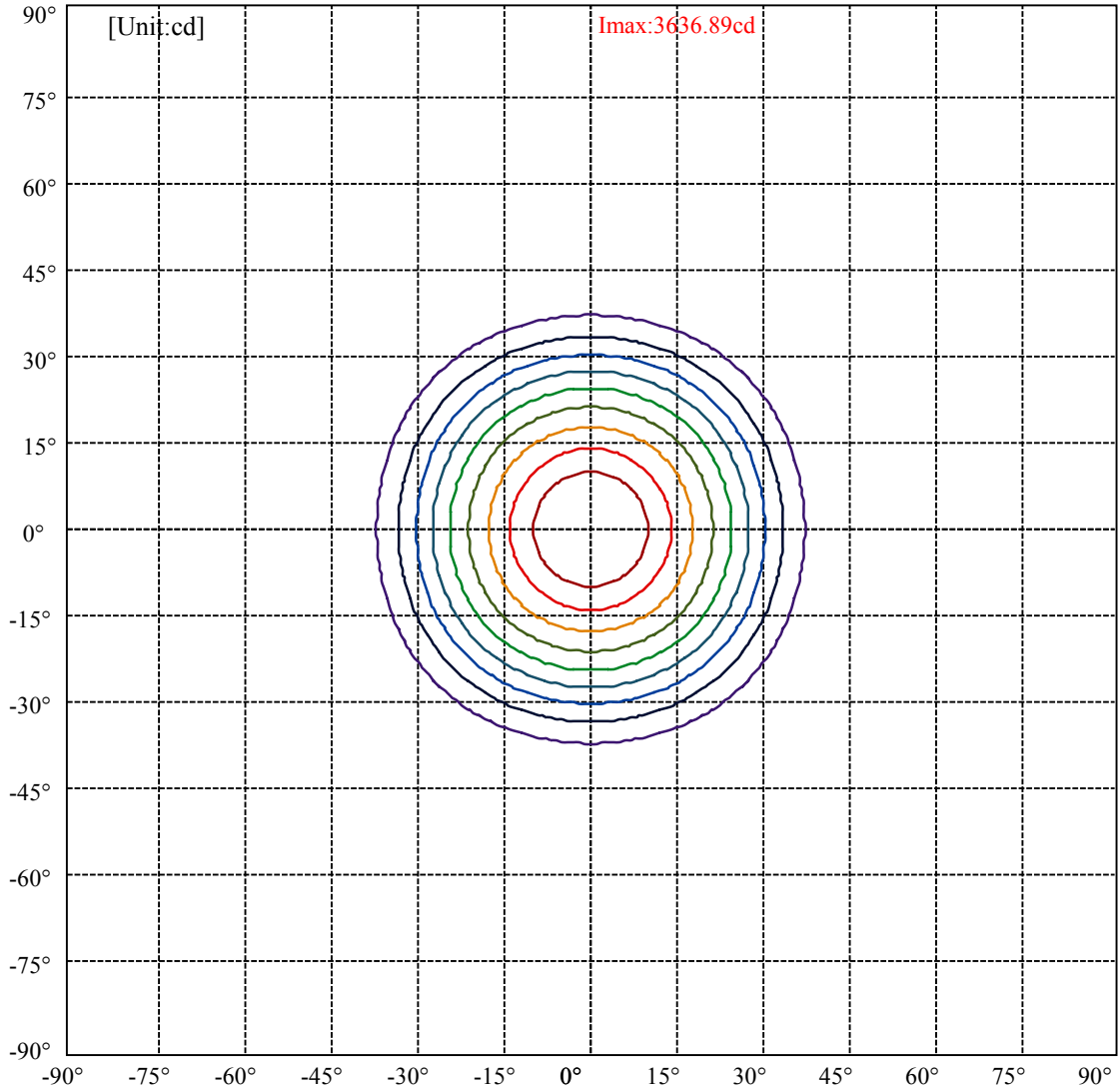


C0(Max): —————
C0/C180: —————
C90/C270: —————

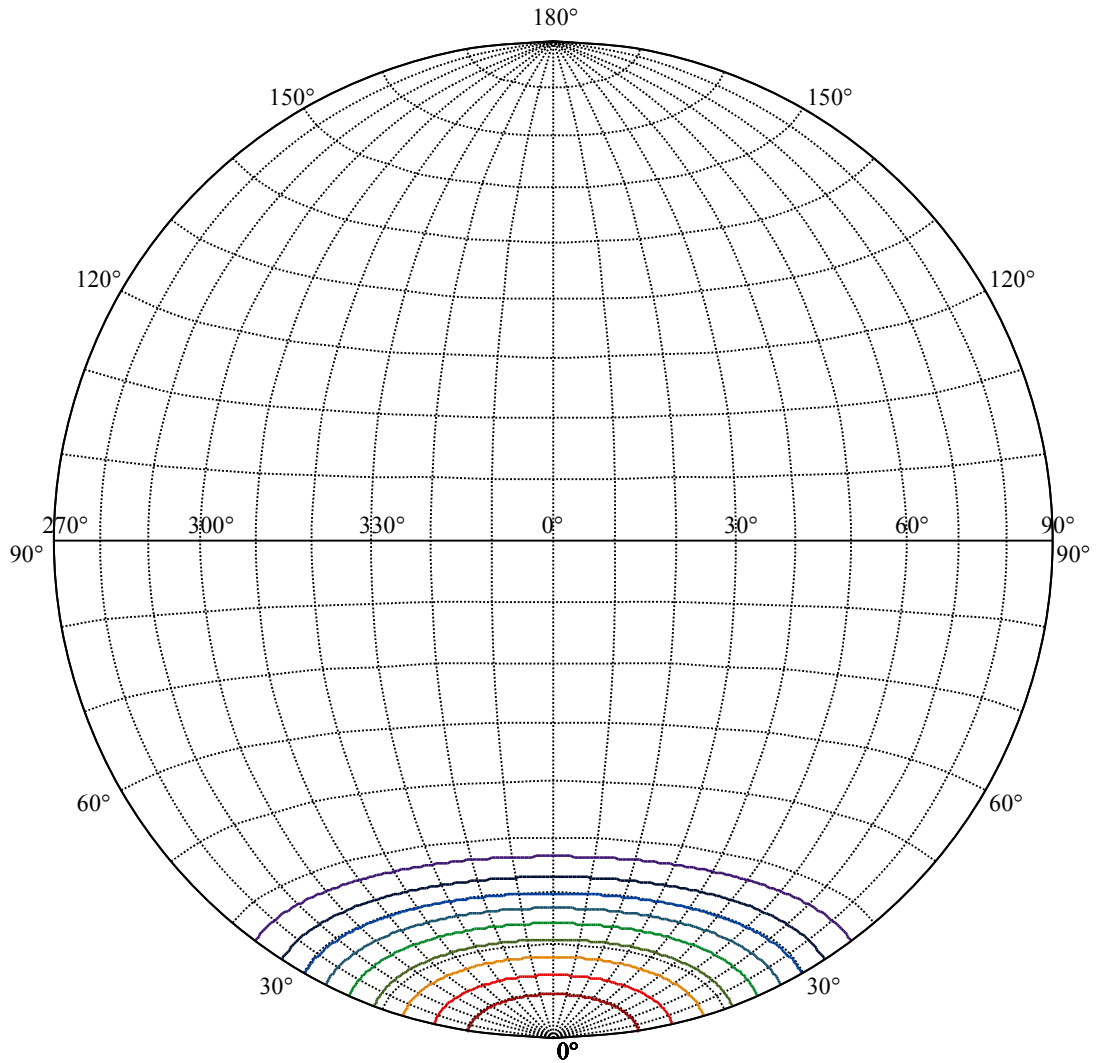
Field angle(10%Imax):C0/180Left:36.7 Right:36.7
:C90/270Left:36.7 Right:36.7

Beam Angle(50%Imax):C0/180Left:24.2 Right:24.2
:C90/270Left:24.2 Right:24.2





(10%Imax) 363.689	—
(20%Imax) 727.378	—
(30%Imax) 1091.07	—
(40%Imax) 1454.76	—
(50%Imax) 1818.45	—
(60%Imax) 2182.13	—
(70%Imax) 2545.82	—
(80%Imax) 2909.51	—
(90%Imax) 3273.2	—



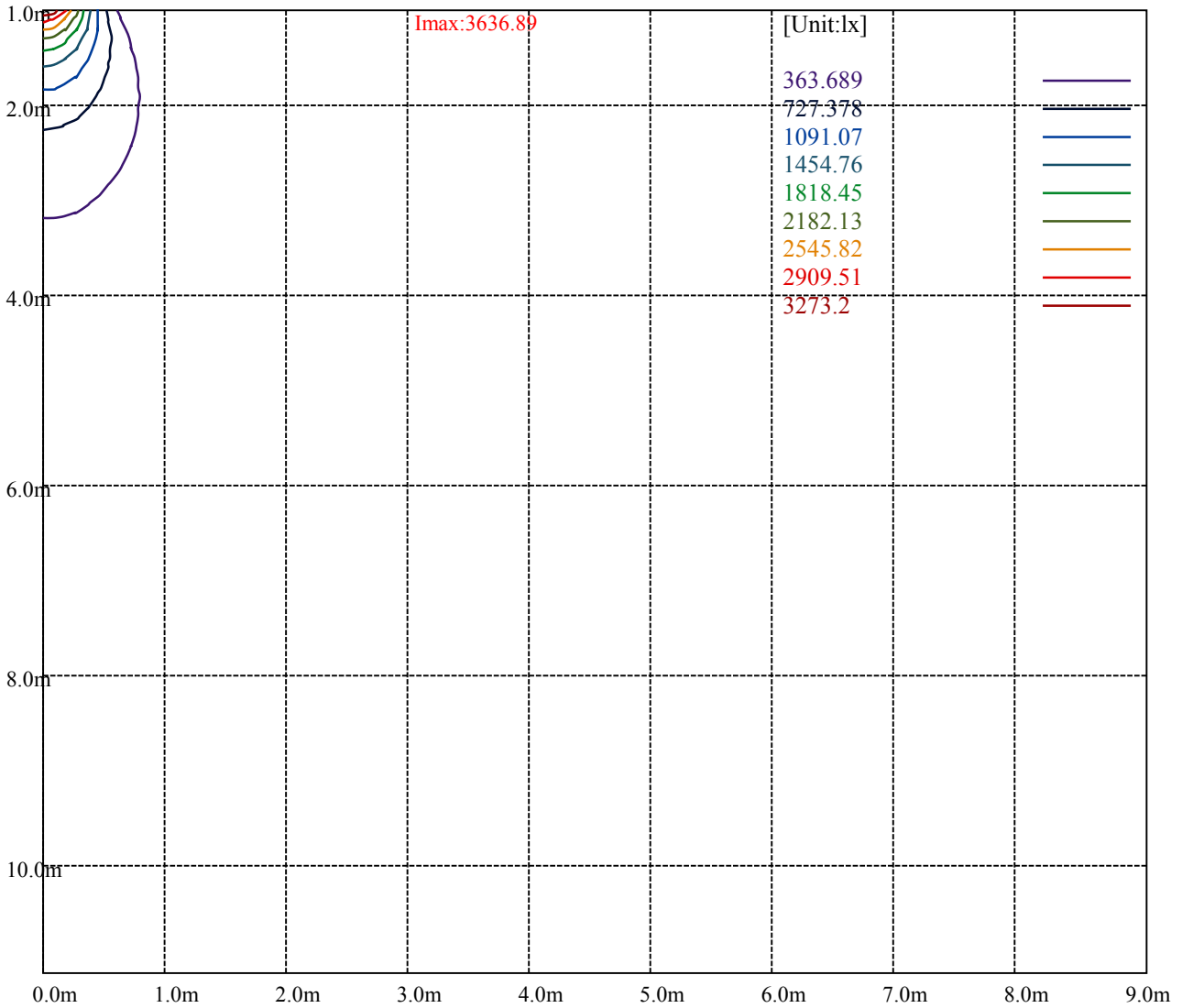
House

[Unit:cd]

Road

Imax:3636.89

(10%Imax)	363.689	—
(20%Imax)	727.378	—
(30%Imax)	1091.07	—
(40%Imax)	1454.76	—
(50%Imax)	1818.45	—
(60%Imax)	2182.13	—
(70%Imax)	2545.82	—
(80%Imax)	2909.51	—
(90%Imax)	3273.2	—



Luminance Table

γ	45	50	55	60	65	70	75	80	85
C0	0	0	0	0	0	0	0	0	0
C45	0	0	0	0	0	0	0	0	0
C90	0	0	0	0	0	0	0	0	0

L(Hor)(65)	L(Ver)(65)	L45(65)	L(Hor)(75)	L(Ver)(75)	L45(75)	L(Hor)(85)	L(Ver)(85)	L45(85)
0	0	0	0	0	0	0	0	0

Glare Table

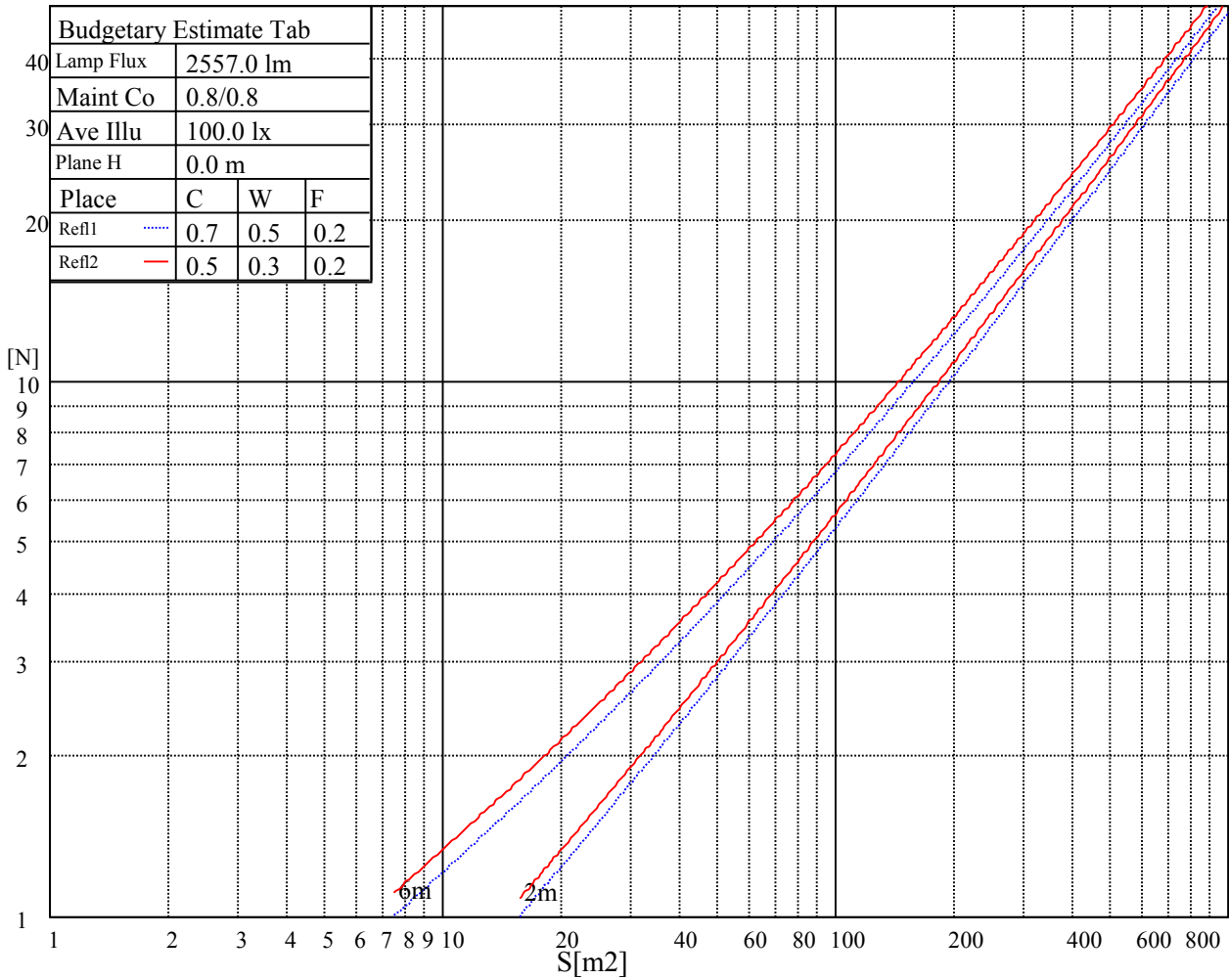
Glare	Quality	Service Values Illuminance(lx)							
1.15	A	2000	1000	500	<=300				
1.5	B		2000	1000	500	<=300			
1.85	C			2000	1000	500	<=300		
2.2	D				2000	1000	500	<=300	
2.55	E					2000	1000	500	<=300
		a	b	c	d	e	f	g	h

Luminance Limiting Curve

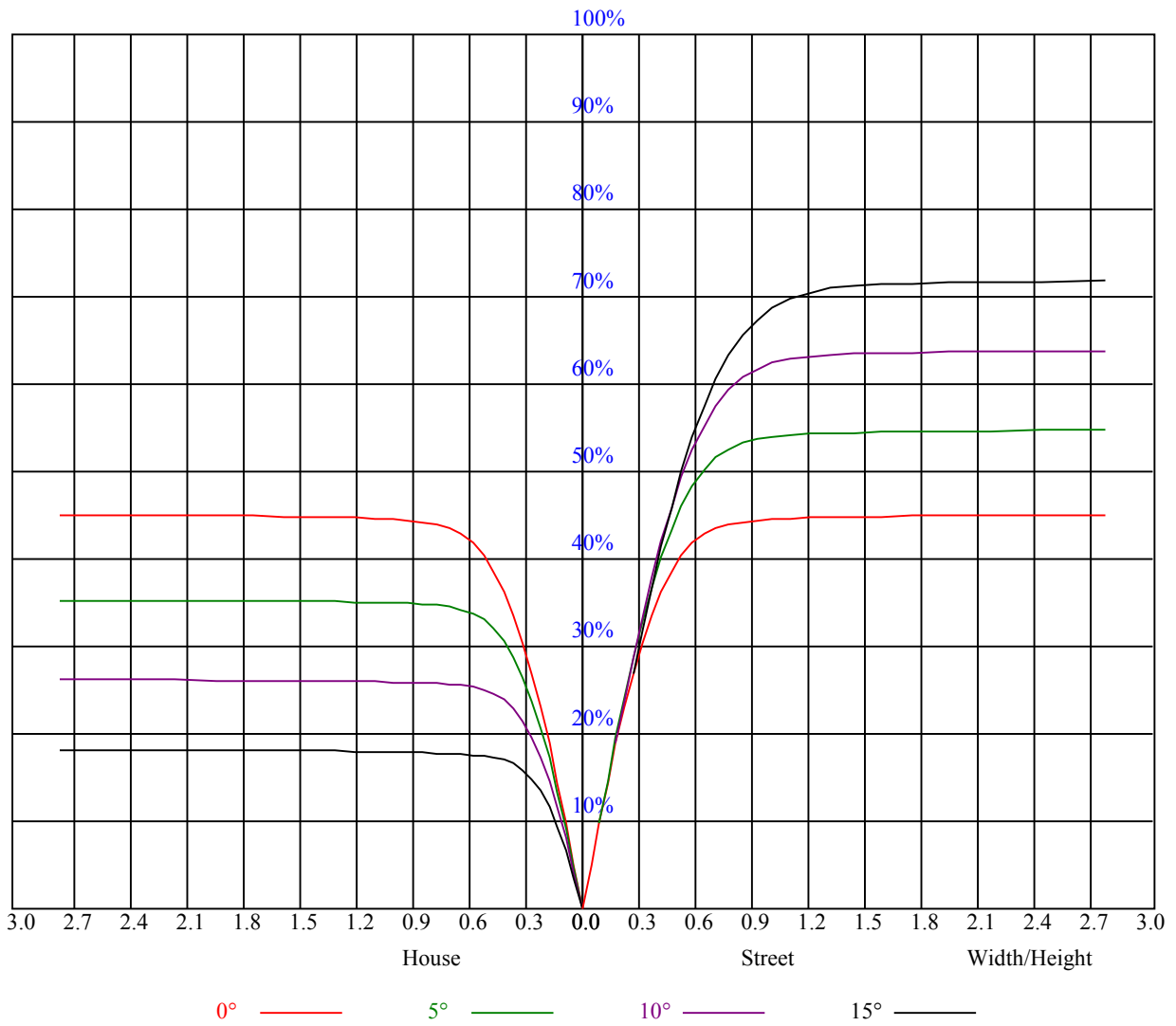


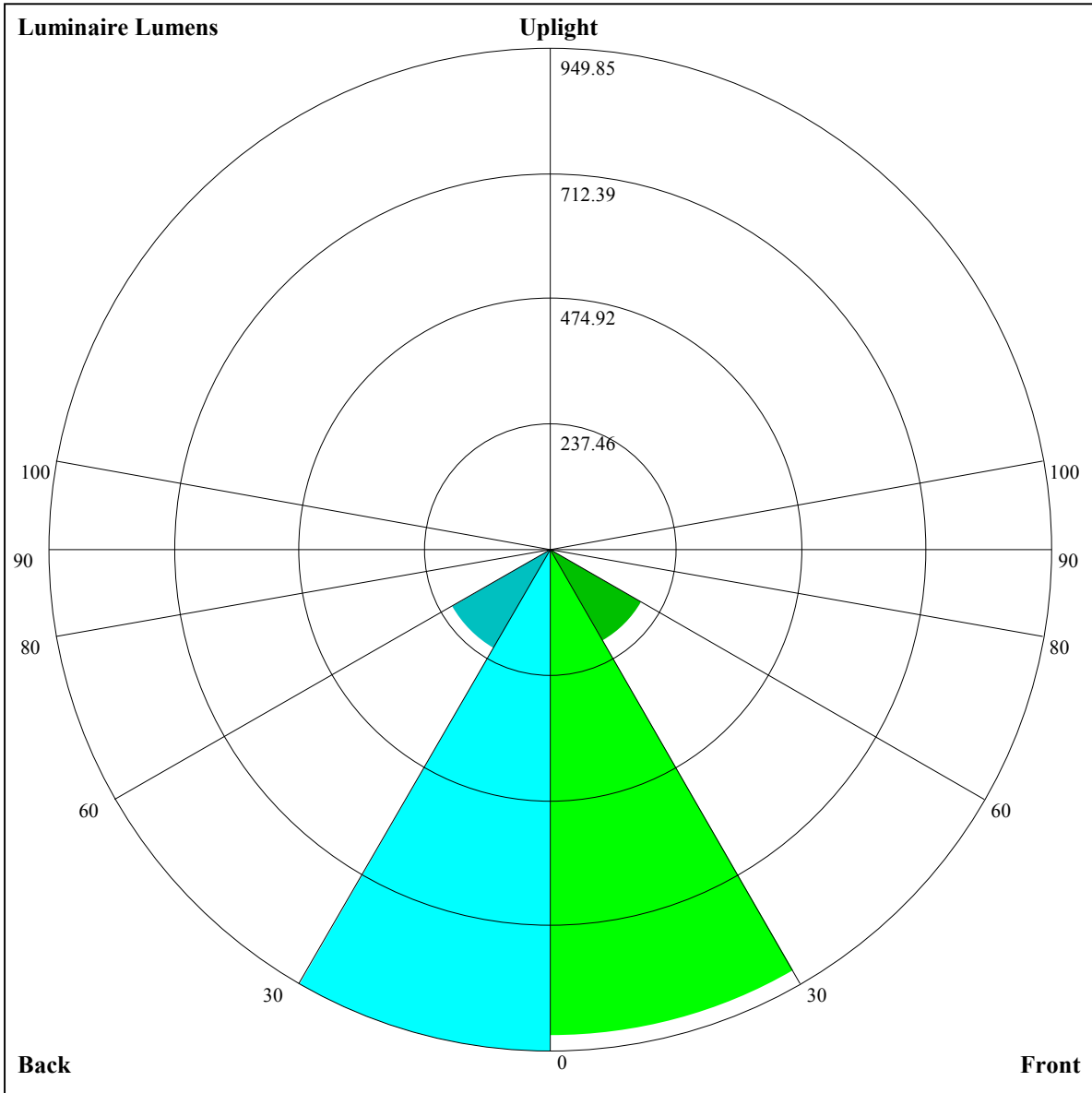
Illumination assessment according UGR											
Rf of Ceiling	70	70	50	50	30	70	70	50	50	30	
Rf of Wall	50	30	50	30	30	50	30	50	30	30	
Rf of Floor	20	20	20	20	20	20	20	20	20	20	
Room dimensions		Viewed crosswise					Viewed endwise				
X	Y										
2H	2H	非数字	非数字	非数字	非数字	非数字	非数字	非数字	非数字	非数字	
	3H	非数字	非数字	非数字	非数字	非数字	非数字	非数字	非数字	非数字	
	4H	非数字	非数字	非数字	非数字	非数字	非数字	非数字	非数字	非数字	
	6H	非数字	非数字	非数字	非数字	非数字	非数字	非数字	非数字	非数字	
	8H	非数字	非数字	非数字	非数字	非数字	非数字	非数字	非数字	非数字	
4H	12H	非数字	非数字	非数字	非数字	非数字	非数字	非数字	非数字	非数字	
	2H	非数字	非数字	非数字	非数字	非数字	非数字	非数字	非数字	非数字	
	3H	非数字	非数字	非数字	非数字	非数字	非数字	非数字	非数字	非数字	
	4H	非数字	非数字	非数字	非数字	非数字	非数字	非数字	非数字	非数字	
	6H	非数字	非数字	非数字	非数字	非数字	非数字	非数字	非数字	非数字	
8H	8H	非数字	非数字	非数字	非数字	非数字	非数字	非数字	非数字	非数字	
	12H	非数字	非数字	非数字	非数字	非数字	非数字	非数字	非数字	非数字	
	4H	非数字	非数字	非数字	非数字	非数字	非数字	非数字	非数字	非数字	
	6H	非数字	非数字	非数字	非数字	非数字	非数字	非数字	非数字	非数字	
	8H	非数字	非数字	非数字	非数字	非数字	非数字	非数字	非数字	非数字	
12H	12H	非数字	非数字	非数字	非数字	非数字	非数字	非数字	非数字	非数字	
	4H	非数字	非数字	非数字	非数字	非数字	非数字	非数字	非数字	非数字	
	6H	非数字	非数字	非数字	非数字	非数字	非数字	非数字	非数字	非数字	
	8H	非数字	非数字	非数字	非数字	非数字	非数字	非数字	非数字	非数字	
Variation with the observer position at spacings:											
S = 1.0H		非数字/非数字					非数字/非数字				
S = 1.5H		非数字/非数字					非数字/非数字				
S = 2.0H		非数字/非数字					非数字/非数字				
Standard tables:		BK0					BK0				
Uncorrected UGR		负无穷大					负无穷大				

UGR calculation is based on CIE Publ. 117 ,S/H = 0.25



RHOCC	80			70			50			30			10			0
RHOW	50	30	10	50	30	10	50	30	10	50	30	10	50	30	10	0
RCR	COEFFICIENTS OF UTILIZATION RHOFC=20 CU															
0	1.07	1.07	1.07	1.05	1.05	1.05	1.00	1.00	1.00	0.96	0.96	0.96	0.92	0.92	0.92	0.90
1	1.00	0.98	0.96	0.98	0.97	0.95	0.95	0.93	0.92	0.91	0.90	0.89	0.88	0.87	0.87	0.85
2	0.94	0.91	0.88	0.92	0.89	0.87	0.90	0.87	0.85	0.87	0.85	0.83	0.84	0.83	0.81	0.80
3	0.88	0.84	0.81	0.87	0.83	0.80	0.85	0.82	0.79	0.83	0.80	0.78	0.81	0.78	0.77	0.75
4	0.83	0.79	0.75	0.82	0.78	0.75	0.80	0.77	0.74	0.79	0.75	0.73	0.77	0.74	0.72	0.71
5	0.79	0.74	0.70	0.78	0.73	0.70	0.76	0.72	0.69	0.75	0.71	0.69	0.73	0.70	0.68	0.67
6	0.74	0.69	0.66	0.74	0.69	0.66	0.72	0.68	0.65	0.71	0.67	0.65	0.70	0.67	0.64	0.63
7	0.70	0.65	0.62	0.70	0.65	0.62	0.69	0.65	0.61	0.68	0.64	0.61	0.67	0.63	0.61	0.60
8	0.67	0.62	0.59	0.66	0.62	0.58	0.65	0.61	0.58	0.65	0.61	0.58	0.64	0.60	0.58	0.57
9	0.64	0.59	0.55	0.63	0.59	0.55	0.62	0.58	0.55	0.62	0.58	0.55	0.61	0.57	0.55	0.54
10	0.61	0.56	0.53	0.60	0.56	0.53	0.60	0.55	0.52	0.59	0.55	0.52	0.58	0.55	0.52	0.51





Luminaire Lumens:

FL=921.92,FM=200.66,FH=8.68,FVH=1.18

BL=949.85,BM=216.48,BH=8.9,BVH=1.16

UL=0,UH=0

BUG Rating:B2-U0-G0

Intensity data(cd)

C/γ(°)	0.0	1.0	2.0	3.0	4.0	5.0	6.0	7.0	8.0
0.0	3624.08	3611.25	3585.66	3549.97	3526.00	3460.29	3419.03	3357.22	3288.10
45.0	3646.94	3634.64	3616.30	3581.19	3546.08	3499.30	3440.79	3370.57	3302.03
90.0	3629.07	3605.16	3581.19	3530.47	3487.00	3435.22	3360.53	3302.03	3230.18
135.0	3647.47	3647.47	3634.12	3614.62	3599.01	3556.64	3518.22	3479.22	3415.72
180.0	3624.08	3641.37	3643.00	3648.05	3642.48	3630.23	3605.16	3570.57	3518.80
225.0	3646.94	3658.61	3662.50	3663.66	3663.08	3618.51	3599.01	3553.33	3494.25
270.0	3629.07	3640.79	3649.15	3660.29	3665.29	3648.05	3633.01	3600.11	3565.58
315.0	3647.47	3647.47	3636.33	3633.01	3619.09	3595.64	3557.22	3508.76	3455.25
360.0	3624.08	3611.25	3585.66	3549.97	3526.00	3460.29	3419.03	3357.22	3288.10
C/γ(°)	9.0	10.0	11.0	12.0	13.0	14.0	15.0	16.0	17.0
0.0	3201.74	3124.84	3041.84	2942.66	2840.16	2753.80	2657.40	2563.79	2461.82
45.0	3213.46	3132.09	3033.49	2944.34	2886.42	2742.66	2652.41	2590.54	2450.15
90.0	3138.24	3045.21	2935.98	2842.95	2751.54	2649.04	2539.29	2440.69	2337.61
135.0	3342.71	3261.92	3175.56	3080.27	2991.12	2894.20	2794.49	2694.20	2597.80
180.0	3455.83	3387.86	3308.18	3217.93	3121.53	3029.02	2927.63	2834.59	2735.98
225.0	3427.39	3354.43	3252.99	3169.41	3075.27	2974.98	2869.70	2768.26	2671.33
270.0	3514.33	3441.90	3368.89	3288.68	3199.53	3112.07	3002.26	2898.66	2801.69
315.0	3392.28	3313.75	3230.18	3144.34	3060.24	2965.52	2855.77	2749.33	2664.66
360.0	3201.74	3124.84	3041.84	2942.66	2840.16	2753.80	2657.40	2563.79	2461.82
C/γ(°)	18.0	19.0	20.0	21.0	22.0	23.0	24.0	25.0	26.0
0.0	2359.32	2258.45	2146.49	2031.70	1928.62	1816.09	1705.76	1635.59	1465.65
45.0	2387.18	2284.68	2174.35	2059.03	1949.23	1836.69	1724.16	1608.25	1485.68
90.0	2223.39	2105.23	1991.59	1866.23	1748.12	1630.02	1505.18	1377.03	1248.36
135.0	2498.61	2387.18	2299.71	2157.06	2030.59	1928.10	1775.40	1668.44	1531.93
180.0	2634.01	2555.43	2435.12	2346.50	2231.75	2115.27	1995.48	1876.27	1750.33
225.0	2569.36	2464.60	2349.86	2238.95	2120.32	2002.16	1882.37	1786.55	1638.90
270.0	2747.13	2646.84	2501.40	2433.43	2329.78	2227.28	2120.84	2008.89	1896.88
315.0	2603.89	2469.65	2374.35	2314.17	2202.21	2090.78	1976.56	1864.02	1758.16
360.0	2359.32	2258.45	2146.49	2031.70	1928.62	1816.09	1705.76	1635.59	1465.65
C/γ(°)	27.0	28.0	29.0	30.0	31.0	32.0	33.0	34.0	35.0
0.0	1344.71	1091.25	1091.25	982.60	849.99	720.58	601.42	494.46	395.16
45.0	1359.21	1230.49	1100.71	972.56	841.63	714.59	596.48	487.83	394.22
90.0	1074.22	1047.52	913.59	779.50	655.24	544.34	443.94	355.01	280.37
135.0	1395.43	1262.81	1123.52	985.91	853.30	724.63	607.04	498.98	405.36
180.0	1628.86	1502.97	1376.51	1243.89	1112.96	978.14	844.94	717.37	595.90
225.0	1521.89	1423.87	1252.25	1107.07	1056.56	928.20	801.58	678.11	565.63
270.0	1777.09	1666.23	1552.01	1433.33	1304.60	1177.56	1051.67	923.52	792.59
315.0	1632.22	1513.01	1384.29	1075.59	1075.59	967.47	833.06	706.07	587.91
360.0	1344.71	1091.25	1091.25	982.60	849.99	720.58	601.42	494.46	395.16
C/γ(°)	36.0	37.0	38.0	39.0	40.0	41.0	42.0	43.0	44.0
0.0	311.49	243.05	186.70	143.34	123.05	89.36	79.00	65.55	52.30
45.0	310.64	310.64	282.21	154.48	121.84	97.45	79.58	65.97	55.87
90.0	220.29	172.41	136.19	108.75	88.09	72.80	61.29	54.24	45.89
135.0	323.47	307.86	307.86	152.96	132.51	105.34	85.36	70.54	59.66
180.0	488.94	393.11	309.54	295.03	295.03	157.27	122.89	97.50	79.32
225.0	464.81	373.51	294.09	228.86	178.24	138.66	120.16	96.40	73.38
270.0	668.33	555.80	453.82	396.43	311.17	311.17	174.77	135.77	106.54
315.0	522.79	386.97	336.61	262.44	182.76	156.06	121.05	95.98	77.58
360.0	311.49	243.05	186.70	143.34	123.05	89.36	79.00	65.55	52.30

Intensity data(cd)

C/γ(°)	45.0	46.0	47.0	48.0	49.0	50.0	51.0	52.0	53.0
0.0	47.83	41.94	36.90	32.85	29.44	26.60	24.28	22.34	20.60
45.0	48.30	42.21	37.37	33.32	29.86	26.91	24.44	23.23	20.60
90.0	41.63	37.16	33.32	29.96	27.23	24.81	22.71	20.87	19.13
135.0	51.46	45.20	40.26	36.06	32.48	29.65	27.12	25.07	23.23
180.0	65.60	55.93	48.52	42.68	38.00	34.01	30.85	28.17	25.91
225.0	66.02	56.14	48.46	42.63	37.90	33.80	30.33	27.49	25.18
270.0	85.68	70.54	59.66	51.41	44.84	39.58	35.32	31.64	28.65
315.0	64.60	54.88	47.46	41.68	37.00	32.96	29.65	26.86	24.55
360.0	47.83	41.94	36.90	32.85	29.44	26.60	24.28	22.34	20.60
C/γ(°)	54.0	55.0	56.0	57.0	58.0	59.0	60.0	61.0	62.0
0.0	19.13	17.98	16.82	15.82	14.98	14.19	13.35	12.98	12.04
45.0	19.66	18.29	17.08	16.03	15.09	14.30	13.56	12.88	12.14
90.0	17.77	16.56	15.45	14.56	13.77	13.04	12.35	11.72	11.14
135.0	21.66	20.18	18.92	17.77	16.66	15.66	14.72	14.03	13.30
180.0	23.97	22.23	20.76	19.61	18.29	16.98	16.08	15.14	14.30
225.0	23.13	21.29	19.76	18.50	17.24	16.08	15.19	14.30	13.35
270.0	27.02	23.81	22.02	21.03	19.08	18.29	17.14	16.08	15.14
315.0	23.34	20.92	19.45	18.66	17.03	16.35	15.40	14.24	13.82
360.0	19.13	17.98	16.82	15.82	14.98	14.19	13.35	12.98	12.04
C/γ(°)	63.0	64.0	65.0	66.0	67.0	68.0	69.0	70.0	71.0
0.0	11.62	11.09	10.35	10.09	9.51	8.94	8.52	8.04	7.57
45.0	11.56	10.99	10.41	9.88	9.41	8.88	8.46	7.83	7.36
90.0	10.51	10.20	9.51	9.20	8.67	8.09	7.57	7.04	6.62
135.0	12.40	11.83	11.25	10.67	10.04	9.41	8.73	8.20	7.52
180.0	13.40	12.62	11.98	11.35	10.67	10.09	9.51	8.94	8.41
225.0	12.56	12.09	11.35	10.83	10.30	9.72	9.20	8.67	8.09
270.0	14.30	13.46	12.72	12.14	11.51	10.83	10.35	9.72	9.25
315.0	13.09	12.51	11.83	11.30	10.67	10.20	9.62	9.04	8.52
360.0	11.62	11.09	10.35	10.09	9.51	8.94	8.52	8.04	7.57
C/γ(°)	72.0	73.0	74.0	75.0	76.0	77.0	78.0	79.0	80.0
0.0	7.04	6.68	6.20	5.73	5.26	4.89	4.47	3.94	3.47
45.0	6.83	6.52	5.89	5.47	5.10	4.68	4.21	3.78	3.36
90.0	6.10	5.62	5.20	4.78	4.26	3.84	3.42	3.05	2.68
135.0	6.94	6.47	5.99	5.57	5.05	4.63	4.21	3.73	3.47
180.0	7.78	7.25	6.78	6.36	5.83	5.41	4.94	4.68	4.05
225.0	7.62	7.15	6.68	6.20	5.73	5.31	4.84	4.36	3.94
270.0	8.62	8.09	7.62	7.41	6.68	6.20	5.94	5.31	5.10
315.0	7.99	7.57	7.10	6.62	6.15	5.73	5.41	4.84	4.52
360.0	7.04	6.68	6.20	5.73	5.26	4.89	4.47	3.94	3.47
C/γ(°)	81.0	82.0	83.0	84.0	85.0	86.0	87.0	88.0	89.0
0.0	3.21	2.89	2.42	2.05	1.89	1.58	1.37	1.16	0.89
45.0	3.00	2.47	2.26	1.89	1.58	1.31	1.10	0.84	0.79
90.0	2.31	2.10	1.79	1.58	1.31	1.10	0.84	0.68	0.68
135.0	2.94	2.63	2.26	2.00	1.68	1.42	1.21	1.00	0.63
180.0	3.78	3.21	2.89	2.52	2.05	1.89	1.52	1.31	1.10
225.0	3.63	3.21	2.89	2.42	2.05	1.84	1.52	1.21	1.00
270.0	4.68	4.10	3.73	3.26	2.84	2.42	2.10	1.84	1.52
315.0	3.99	3.68	3.31	2.89	2.47	2.16	1.89	1.68	1.42
360.0	3.21	2.89	2.42	2.05	1.89	1.58	1.37	1.16	0.89

Intensity data(cd)

C/γ(°)	90.0
0.0	0.84
45.0	0.79
90.0	0.63
135.0	0.68
180.0	0.89
225.0	0.89
270.0	1.31
315.0	1.31
360.0	0.84